



# Custom Order Form Thanks for ordering the HairDirect Custom Fitting Kit!

Ordering a hair system is easy, and 100% guaranteed or your money back! Here's how it works...



## Step 1 The Custom Fitting Kit

Follow the step-by-step instructions to complete this order form as thoroughly as possible.



## Step 2 Review Call

Send the kit and order form back to HairDirect. Your hair tech will call to review your details.





## Step 3 Production

We'll send your order to our factory and 6-8 weeks later your new custom hair system will be ready to wear!

### Special Offer

Get the kit back to us quick and we'll give you **FREE PRODUCTS!**

Just return the completed kit by this date: 



**\$25 RETAIL VALUE!**

If you return the completed kit by the date shown, we'll send free samples of our most popular products along with your new hair system.



### Tell us about yourself

First Name \_\_\_\_\_ Last Name \_\_\_\_\_

Address \_\_\_\_\_

Address 2 \_\_\_\_\_

State \_\_\_\_\_ ZIP/Postal Code \_\_\_\_\_ Country/Region \_\_\_\_\_

Phone \_\_\_\_\_ Email \_\_\_\_\_

#### Which best describes you?

- Currently wear a hair system
- Do NOT wear a hair system
- Tried Rogaine, Propecia or Transplants
- Other

#### How old are you?

- 18-30
- 31-40
- 41-50
- 51-60
- Older than 60

#### What is your ethnicity?

- Caucasian
- African American
- Indian
- Asian
- Other

## 1 Hairstyle selection

Hair styles are no longer shown in the Style Selector Guide. Visit our website at [www.hairdirect.com/cfk](http://www.hairdirect.com/cfk) to choose the hairstyle you would like. You may also include your own hairstyle photo.

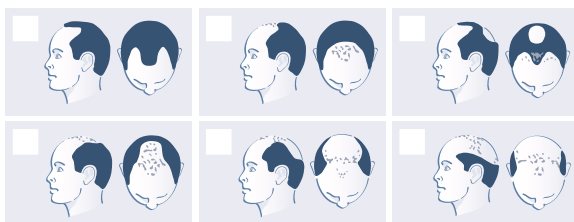
Style #

- I have indicated a hairstyle number from website.
- I will include my own hairstyle photo.
- I do not want my hair system cut-in.

## 2 Area of hair loss

Check which of the hair loss patterns is closest to your own. It's also *very helpful* if you're able to attach a photo of yourself along with the kit.

- I will include a photo of myself



## 3 Hair density

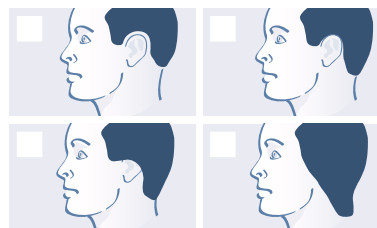
See video for more details

Hair density is the thickness of your hair (measured in hairs per square centimeter). Most clients choose extra-light to medium light for the most natural appearance. Check boxes to indicate your own density levels.

	Extra Light	Light	Medium Light	Medium	Medium Heavy	Heavy
Front	<input type="checkbox"/>	<input type="checkbox"/>	<input type="checkbox"/>	<input type="checkbox"/>	<input type="checkbox"/>	<input type="checkbox"/>
Top Crown	<input type="checkbox"/>	<input type="checkbox"/>	<input type="checkbox"/>	<input type="checkbox"/>	<input type="checkbox"/>	<input type="checkbox"/>
Sides	<input type="checkbox"/>	<input type="checkbox"/>	<input type="checkbox"/>	<input type="checkbox"/>	<input type="checkbox"/>	<input type="checkbox"/>
Back	<input type="checkbox"/>	<input type="checkbox"/>	<input type="checkbox"/>	<input type="checkbox"/>	<input type="checkbox"/>	<input type="checkbox"/>

## 4a Hair length, sides & back

Check which length is closest to your own natural growing hair *after* a haircut.



## 4b Hair length, front & top

Using the profile diagram draw a horizontal line across the part of the face to indicate how long the hair should be *in the front*.



## 4c Additional hair length

Indicate any additional hair length you desire.

- Up to 6" (standard – no extra charge)
- 8" (add \$30)
- 10" (add \$45)
- 12" (add \$60)
- 14" (add \$90)
- 16" (add \$120)
- 18" (add \$150)
- 20" (add \$180)
- 22" (add \$225)

## 5 Hair type

Indicate your preferences for the type of hair we should use in your new hair system.

- Human Hair
- Synthetic Hair
- Blend of Human & Synthetic
- Not sure

## 6 Hair samples & color

To ensure a proper color match, please provide a hair sample from the sides and back of your own growing hair. If you can't provide a hair sample please choose colors from the enclosed color ring and indicate the numbers in the boxes below.

A proper hair sample will be approximately 200 or more hairs at least 2" in length and all facing in the same direction. (For your convenience, three plastic bags for your hair samples are included in the kit.)

*Check all that apply*


- I am enclosing my own hair samples.
- I have chosen color values from your color ring.

Front

Top

Crown

## 7a Measurements

 To ensure a perfect fit, we have several measures to determine the size, shape and contour of your balding pattern. Please complete as many of these options as you can.


*Check all that apply*

- I am enclosing a spare hair system that fits me well
- I am including my own mold and/or the completed cast mold
- I have used the enclosed Velcro strip to measure my head circumference.
- I have measured my present hair system:

Length

Width

## 7b Front design guide

 Using the 4 clear frontal design guides enclosed in the kit, please choose the one that is closest to how you would like your frontal hairline shaped.

- Design 1
- Design 2
- Design 3
- Design 4

## 8 Method of attachment

If you have a preference for how you like to attach your hair system, please indicate here. (We DO NOT automatically include attachment products with your hair system.)

*Check all that apply*

### Type of attachment

- I use liquid adhesive (glue)
- I use double-sided tape adhesive (tape)
- I use a combination of both glue and tape
- I use comb clips
- Unsure or other

### Approximate wear time

- I take off my system everyday
- I wear my system for 1-2 weeks at a time
- I wear my system for 3-4 weeks at a time
- Unsure or other

## 9 Base construction

Choosing the right base for your custom hair system is very important. You can choose one of our pre-configured bases by indicating the number here.

**See our bases online at [www.hairdirect.com/cfk](http://www.hairdirect.com/cfk)**


Base #

- Duplicate base from my current hair system
- I would like front scallops
- I will need a full cap system (Add \$100)
- Not sure

You may also want to indicate your preferences or special instructions here and your hair tech can help decide which base is best for you later during the final review call after you return this kit.

(Additional room for notes below and on back)

## 10 Wave & curl

 Using the enclosed wave/curl guide, compare to your growing hair and use the chart below to indicate your preferences. (If you don't want any wave or curl in your hair system leave this area blank.)

- Please choose wave & curl based on hairstyle selection in **Step 1**.

	Front	Top Crown	Sides	Back
<b>A</b> Afro 1/8 in, 3 mm				
<b>B</b> Med Afro 3/16 in, 6 mm				
<b>C</b> Tight Curl 3/8 in, 10 mm				
<b>D</b> Med Curl 1/2 in, 13 mm				
<b>E</b> Light Wave 3/4-1 in, 19-25 mm				
<b>F</b> Light Move 3/4-1 in, 19-25 mm				
<b>G</b> Light Bend 1 1/2 in, 38 mm				
<b>H</b> Straight				

## 11 See back for payment & order information ▶





## 11 Payment & order information

All of our custom hair systems are priced at **\$484 each**. Full caps, added hair length and rush shipping will cost extra.

### Method of Payment

We require at least a 50% down payment before ordering, however, we WILL NOT order your hair system or charge your credit card until after first speaking with you to review this order form.

I prefer to pay by credit card (details provided below)

Type of Card

Visa    MasterCard    Amex    Discover

\_\_\_\_\_  
Name as it appears on card

\_\_\_\_\_  
Card Number

\_\_\_\_\_  
Expiration Date

\_\_\_\_\_  
Cardholder's Signature

I prefer to pay by check (payment enclosed)

### Shipping

Production time will be approximately 6-8 weeks after we place the order. Standard shipping costs are \$9.95 per system inside the US and \$36 per system for international (outside US).

Standard shipping. (\$9.95 within US. \$36.00 Outside US.)

Please rush my order. (Add \$59.)

### Additional Services

**Starter Products Package.** Add \$35. If you're a new hair wearer, or don't have any attachment/maintenance products already this package contains everything you'll need to get started.

**Standing Order Discount Program.** You could save up to 50% off the cost of your system, please check this box if you would like more info on this cost-savings program.

## What Now?

### Additional Comments or Instructions

\_\_\_\_\_  
\_\_\_\_\_  
\_\_\_\_\_  
\_\_\_\_\_  
\_\_\_\_\_

## Mail your kit back to:

**HairDirect**  
c/o Tech Department  
231 North Front Street  
PO Box 510  
Bainbridge, Pennsylvania 17502

**Note:** As soon as we receive your completed kit, a HD Hair Tech will be in contact to review the details of your order.

